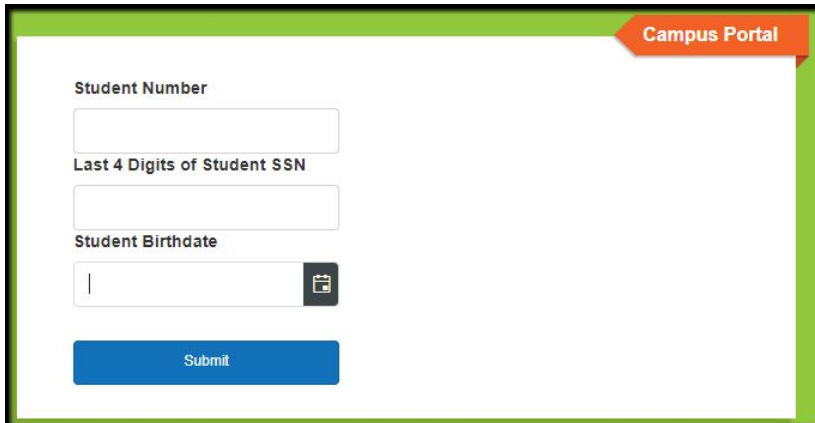


How to Setup Your Infinite Campus Parent Portal

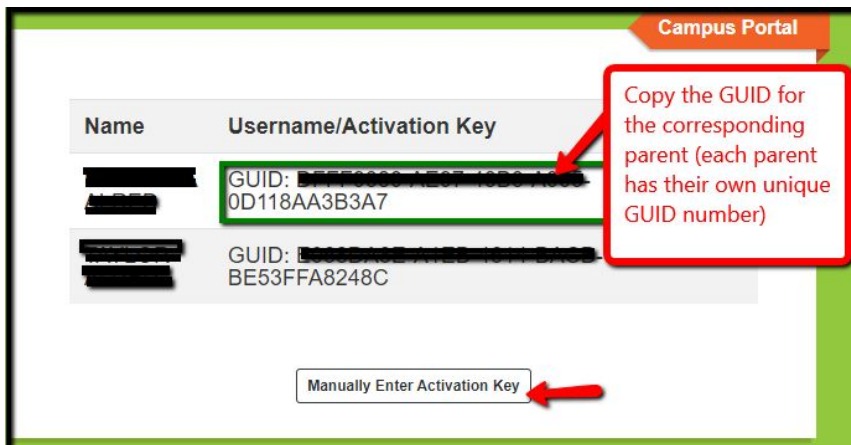
1. To set up your Infinite Campus **for the first time**
 - a. Visit:
https://campus.carrollcountyschools.com/campus//K12_Custom/cParent/index.jsp?appName=carrollcounty
 - b. Enter your Student ID Number (also known as the student's "lunch number"), the last 4 digits of the student's social security number and Student Date of Birth
 - c. click Submit.



The screenshot shows a web form titled "Campus Portal" with a green border. It contains three input fields: "Student Number", "Last 4 Digits of Student SSN", and "Student Birthdate" (with a calendar icon). A blue "Submit" button is at the bottom.

Note: If you have multiple students at Carroll County Schools, just choose one of them. Your account will be inked to each of your students.

2. If your account has not been previously activated, you will be provided with your **GUID number** on the next screen.
 - a. Highlight and copy or take note of this number
 - b. Click "Manually Enter Activation Key"



The screenshot shows a table with two columns: "Name" and "Username/Activation Key". The first row has a red box highlighting the GUID: 0D118AA3B3A7. A red callout box points to this GUID with the text: "Copy the GUID for the corresponding parent (each parent has their own unique GUID number)". Below the table is a button labeled "Manually Enter Activation Key" with a red arrow pointing to it.

Name	Username/Activation Key
[REDACTED]	GUID: [REDACTED] 0D118AA3B3A7
[REDACTED]	GUID: [REDACTED] BE53FFA8248C

3. Click on "Campus Parent" to go to the parent portal.

Carroll County

Log in to

Campus Student

or

Campus Parent

Click on "Campus Parent"

4. Click on "New User?" to go to the account creation screen.

Carroll County

Parent Username

Password

Log In

[Forgot Password?](#) [Forgot Username?](#) [Help](#)

[Log In to Campus Student](#)

or

New User?

Click on New User

Announcements

Tuesday 08/13/2019

Welcome to the Carroll County Schools
cell phone and email addresses updated
If you have forgotten your user name and
contact the Registrar, Counselor or Med

5. Paste or type the GUID and click "Submit"

New User?

Activate your Campus Parent account by entering the activation key sent to you by your district.

If you do not have an activation key, please obtain one. You only need one code to s

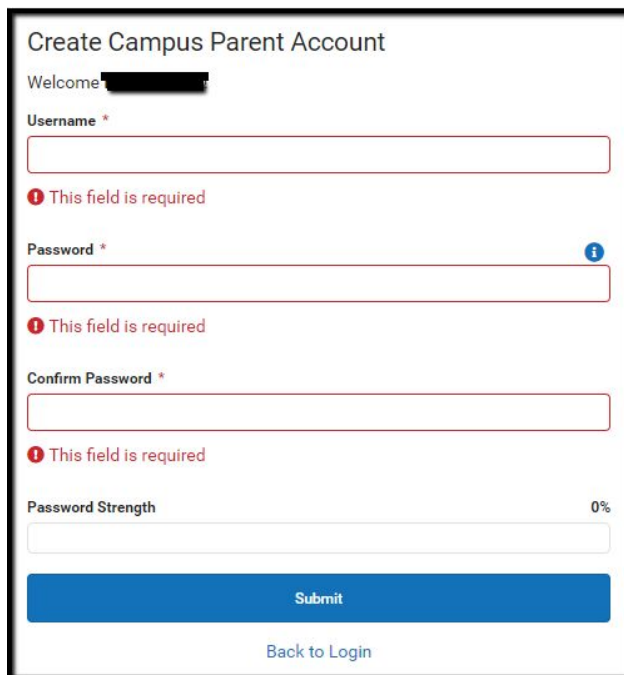
Activation Key *

Paste or type the GUID provided in step 2

Submit

[Back to Login](#)

6. Create a user name and password and click “Submit”



Create Campus Parent Account

Welcome [REDACTED]

Username *

This field is required

Password *

This field is required

Confirm Password *

This field is required

Password Strength 0%

Submit

[Back to Login](#)

7. Once your account is created, you can access your account by:

a. Online:

<https://campus.carrollcountyschools.com/campus/portal/parents/carrollcounty.jsp>

b. Download APP

[App Store](#) or [Google Play](#)



If you experience problems while setting up your parent portal, please email campushelp@carrollcountyschools.com. Include your name and one of your student's name in the email.